

PEAK ALTAALTUVE-ET

Interbull ID: 840M003138499077
NAAB: 011HO12155

Date of Birth: 3/9/2017
Genetic Recessive: 0
Inbreeding Coef: 11.9

Production Traits [CDCB 12/2022]: G

% Rel.	Milk Lbs.	% Fat	Fat Lbs.	% Prot.	Prot. Lbs.	NM\$	FM\$	CM\$	GM\$	Total Dtrs	Total Hrds	% US Dtrs	Gen. Base
96	1778	0.03	76	0.03	63	749	697	759	646.0	838	196	31	USA-I,12/2022

Management Traits [CDCB 12/2022]: G

Trait	Rating	Reliability
Calving Ease	1.9	95%
M. Calving Ease	2.2	86%
Prod Life	3.5	89%
S.cell Score	2.77	94%
Dtr PG Rate	-2.6	88%
Sire StillBirth	5.8	89%
Dtr StillBirth	4.4	83%
Livability	-0.8	77%

Type Information, HA-, 12/2022 :

TPI	2758	PTAT	1.76
Reliability	Daughters	Herds	
94%	203	61	























Pedigree:

Sire	MR SOFIAS SS SENATOR-ET
MGS	VIEW-HOME MCC OMEGA-ET
PGS	DE VOLMER DG SUPERSHOT
Dam	12160966

Codes:

aAa	234
DMS	123,126

Linear Traits:

Trait	Profile	Score
Udder Comp.		0.71
F & L Comp.		0.87
Body Comp.		0.50
Dairy Comp.		2.08
Stature		2.48
Strength		1.15
Body Depth		1.82
Dairy Form		2.99
Rump Angle		-0.54
Thurl Width		2.12
R. Legs Side View		1.68
R. Legs Rear View		1.69
Foot Angle		0.67
Feet & Legs		1.35
F. Udder Att.		0.83
R. Udder Ht.		2.03
R. Udder Width		2.54
Udder Cleft		0.07
Udder Depth		0.26
F. Teat Place.		0.45
R. Teat Place.		-0.12
Teat Length		0.86
HA-, 12/2022	-2 -1 0 +1 +2	